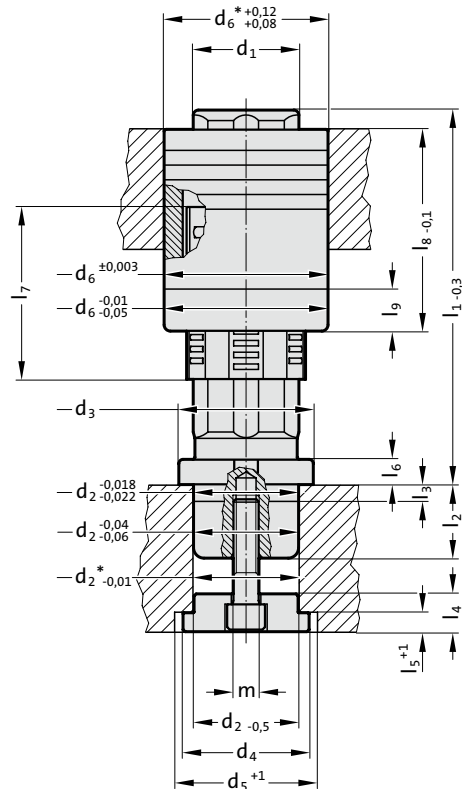


GUIDE UNIT WITH COLLAR MILLION GUIDE



2024.94.



Description:

FIBRO Million Guide guide units are used wherever rigidity, robustness and a precision guide function is required.

The large supporting surface of the needle rollers ensures these properties.

For stroke speeds up to 50 m/min and temperatures up to 80°C.

Material:

Needle roller cage: Plastic

Needle rollers: Steel, hardened

Guide bush: Tool steel alloy, hardened,
60 ± 2 HRC

Guide pillar: Tool steel alloy, hardened,
60 ± 2 HRC

Disk: Steel

Execution:

Guide unit consisting of a paired guide pillar and guide bush, needle roller cage and disk for fixing the guide pillar. The fixing screw (2192.10./12.) is ordered separately as the screw required depends on the thickness of the base plate.

Guide pillar and bushes are executed at:

∅ 16 with 4 running surfaces

∅ 12, ∅ 20 - ∅ 60 with 6 running surfaces

∅ 80 with 8 running surfaces

Note:

Install guide unit in accordance with the instructions.

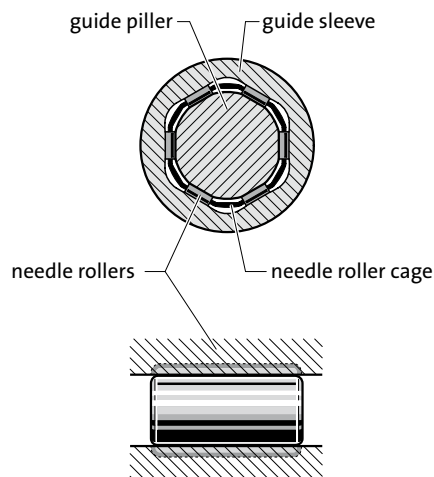
Guide bush must be bonded.

* Mounting bore

Only the needle roller cage part is replaceable.

For order number for needle roller cage spare part, see table.

Cross section of guide unit



GUIDE UNIT WITH COLLAR MILLION GUIDE

2024.94. Guide unit with collar MILLION GUIDE

d ₁	12	16	20	25	32	40	50	60	80
d ₂	12	16	20	25	32	40	50	60	80
d ₃	18	24	29	35	42	54	64	74	98
d ₄	16	22	26	32	40	50	60	72	105
d ₅	18	24	28	34	40	50	60	72	105
d ₆	23	30	37	44	54	68	78	95	120
m	M5x8	M6x10	M8x20	M8x20	M10x25	M12x30	M12x30	M14x30	M16x30
l ₂	12	16	20	25	30	35	35	42	45
l ₃	6	6	8	8	8	8	8	15	15
l ₄	7	10	13	13	16	18	18	20	26
l ₅	3	4	5	5	7	9	9	12	13
l ₆	5	6	8	8	9	10	12	15	15
l ₇	29.8	30	52	62	68	78	82	116	132
l ₈	40	40	60	70	78	92	96	120	145
l ₉	-	-	20	20	20	20	20	20	25

Order no.


Needle roller cage	2024.94.012	2024.94.016	2024.94.020	2024.94.025	2024.94.032	2024.94.040	2024.94.050	2024.94.060	2024.94.080
--------------------	-------------	-------------	-------------	-------------	-------------	-------------	-------------	-------------	-------------

l ₁									
50	●								
60	●								
70	●								
80	●	●	●						
90	●	●	●						
100	●	●	●	●	●				
110	●	●	●	●	●				
120	●	●	●	●	●	●			
130		●	●	●	●	●			
140				●	●	●			
150				●	●	●	●	●	
160				●	●	●	●	●	
170					●	●	●	●	
180					●	●	●	●	●
190					●	●	●	●	●
200					●	●	●	●	●
210						●	●	●	●
220						●	●	●	●
230							●	●	●
240							●	●	●
250							●	●	●
260									●
270									●
280									●

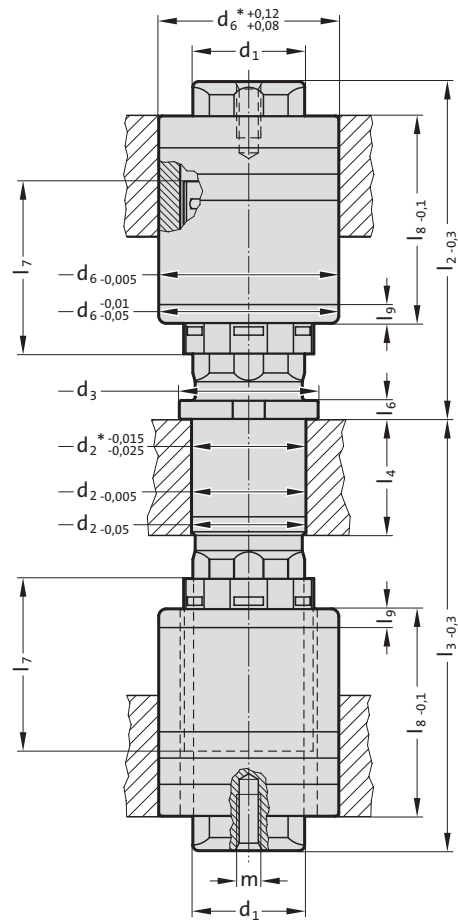
Ordering Code (example):

Guide unit with collar MILLION GUIDE	=2024.94.
Diameter of conduit d ₁	32 mm = 032.
Guide length l ₁	100 mm = 100
Order No	=2024.94. 032. 100

GUIDE UNIT WITH CENTER FIXING MILLION GUIDE



2024.96.



Description:

FIBRO Million Guide guide units are used wherever rigidity, robustness and a precision guide function is required.

The large supporting surface of the needle rollers ensures these properties.

For stroke speeds up to 50 m/min and temperatures up to 80°C.

Material:

Needle roller cages: Plastic

Needle rollers: Steel, hardened

Guide bushes: Tool steel alloy, hardened,
60 ± 2 HRC

Guide pillar: Tool steel alloy, hardened,
60 ± 2 HRC

Disk: Steel

Execution:

Guide unit consisting of a paired guide pillar, guide bushes and needle roller cages.

Guide pillar and bushes are executed at:

ø 16 with 4 running surfaces

ø 12, ø 20 - ø 30 with 6 running surfaces

Note:

Install guide unit in accordance with the instructions.

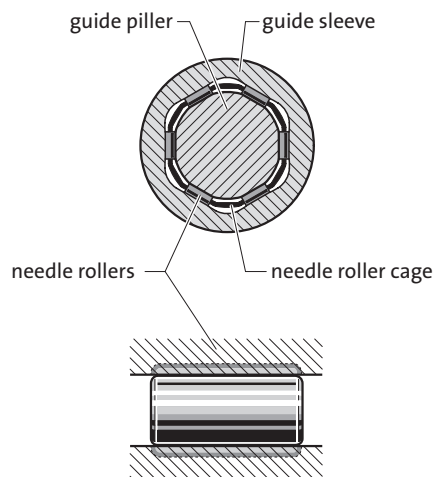
Guide bush must be bonded.

* Mounting bore

Only the needle roller cage part is replaceable.

For order number for needle roller cage spare part, see table.

Cross section of guide unit



GUIDE UNIT WITH CENTER FIXING MILLION GUIDE

2024.96. Guide unit with center fixing MILLION GUIDE

d ₁	12	16	20	25	28
d ₂	12.5	16.5	20.5	25.5	28.5
d ₃	19	23	27	32	35
d ₆	22	28	34	40	45
m	M5x8	M6x15	M8x20	M8x20	M8x20
l ₄	12	16	20	25	28
l ₆	4	5	5	5	5
l ₇	30	30	46	56	66
l ₈	30	40	50	60	65
l ₉	-	-	20	20	20
Order no.	2024.94.012	2024.94.016	2024.96.020	2024.96.025	2024.96.028
Needle roller cage					
l ₃	l ₂				
50	40 50 60				
60	40 50 60				
70	40 50 60	40 50 60			
80		40 50 60 70	50 60 70		
90		50 60 70 80	50 60 70 80	60 70 80	70 80 90
100			60 70 80 90	60 70 80 90	70 80 90
110				70 80 90	70 80 90

Ordering Code (example):

Guide unit with center fixing MILLION GUIDE	=	2024.96.
Diameter of conduit d ₁	20 mm =	020.
Length to bush l ₃	80 mm =	080.
Length with bush l ₂	50 mm =	050
Order No	=	2024.96. 020. 080. 050